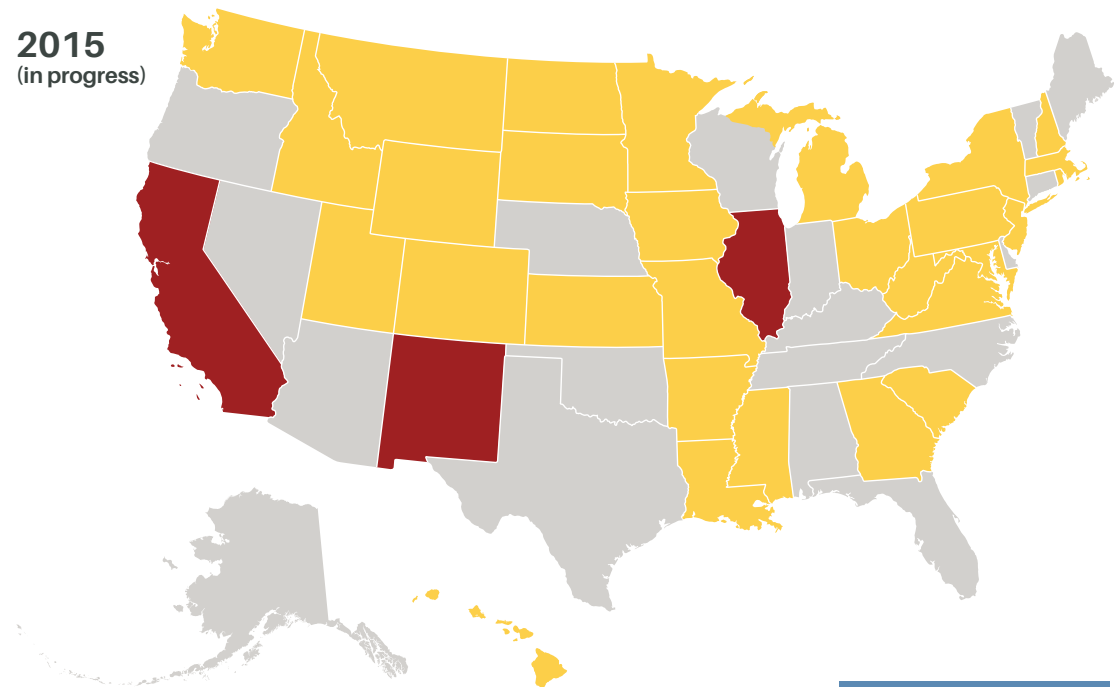
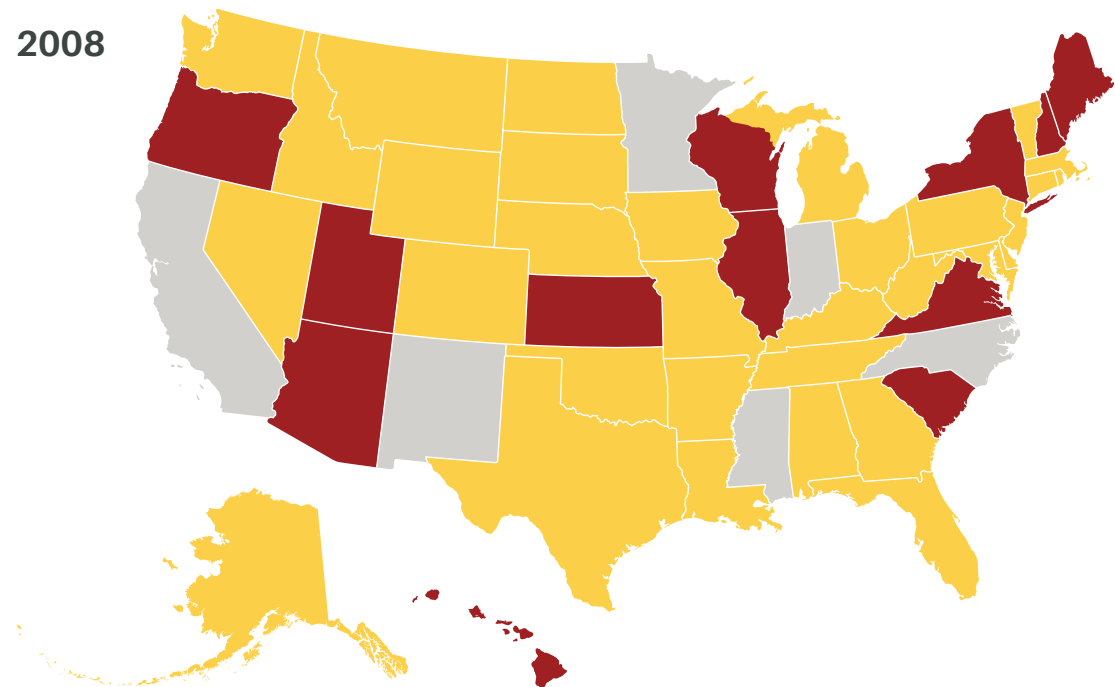
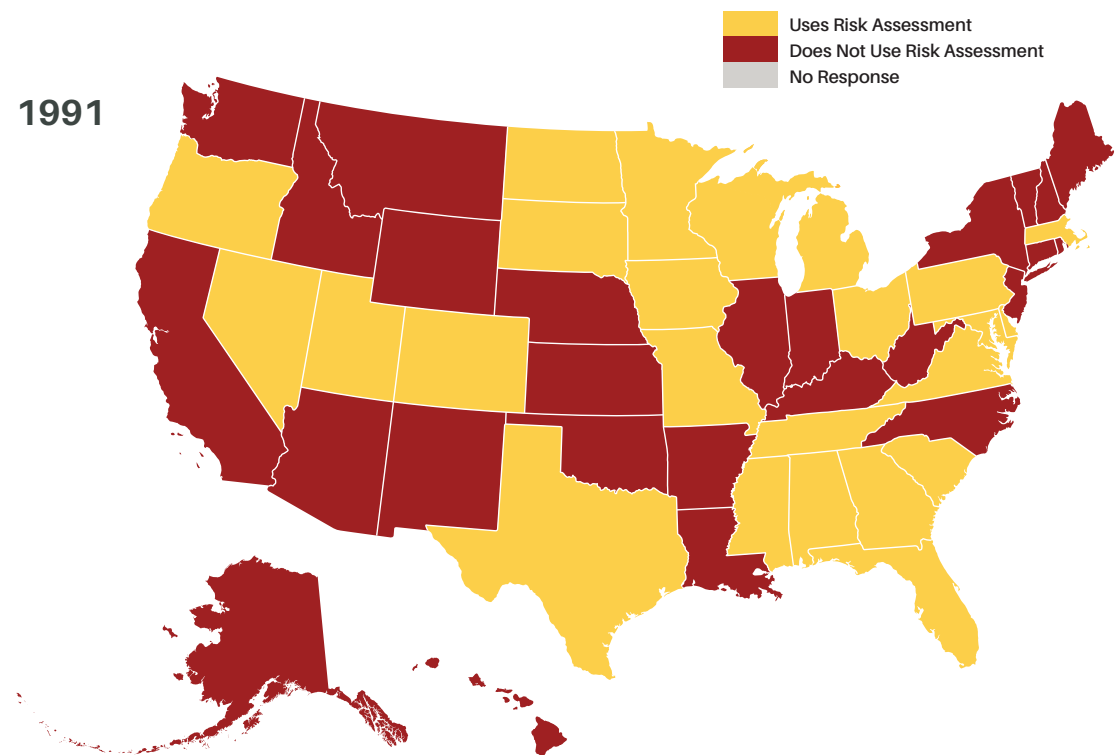


Increasing Use of Risk Assessment Tools at Release

Over the last 25 years, there has been a significant increase in the number of states that use risk assessment tools when making a release decision.



	1991	2008	2015
Number of States Responding	50	44	31
Uses Risk Assessment	48%	73%	90%
Does Not Use Risk Assessment	52%	27%	10%



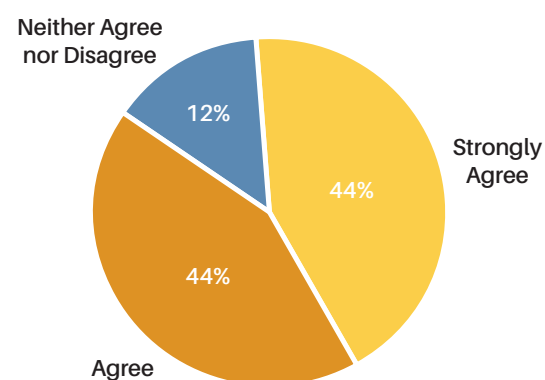
ROBINA INSTITUTE
OF CRIMINAL LAW AND CRIMINAL JUSTICE

Parole Release and Revocation Project

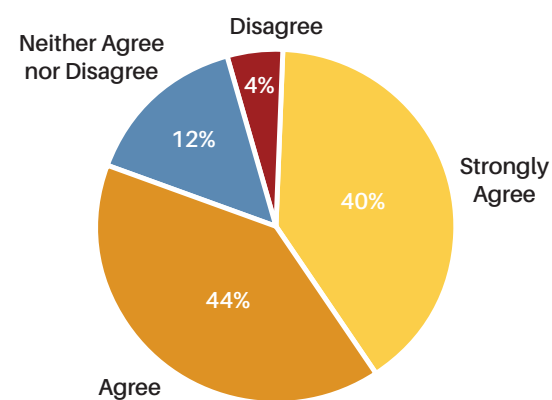
Parole Board Chairs' View (2015)

Includes Responses from 25 Chairs

The use of actuarial tools to assess the risk and criminogenic needs of offenders is essential to making informed decisions about parole release



The use of actuarial tools to assess the risk and criminogenic needs of offenders contributes to greater public safety in release decisions



Suggested Citation: Mariel Alper, Ebony Ruhland, Edward Rhine, Kevin Reitz & Cecelia Klingele, Robina Inst. of Criminal Law & Criminal Justice, *Increasing Use of Risk Assessment at Release in The Continuing Leverage of Paroling Authorities: Findings from a National Survey* (2016).

Type of Risk Assessment Used at Release

	2008	2015
Level of Service Inventory-Revised (LSI-R)	27%	42%
COMPAS	7%	13%
Client Management Classification (CMC) tool	2%	3%
Criminal Sentiments Scale (CSS)	5%	3%
Static-99	39%	71%
Salient Factor Score	11%	3%
In House Instrument	41%	32%
Other	18%	42%
Number of States Responding	44	31

Data Sources:

- 1) Susan C. Kinnevy & Joel M. Caplan, *Findings from the APAI Survey of Releasing Authorities*, Center for Research on Youth and Social Policy, University of Pennsylvania (2008).
- 2) John C. Runda, Edward E. Rhine & Robert E. Wetter, *The Practice of Parole Boards*, Association of Paroling Authorities International & Council of State Governments (1994).
- 3) Ebony Ruhland, Mariel Alper, Edward Rhine, Kevin Reitz & Cecelia Klingele, Robina Inst. of Criminal Law & Criminal Justice, *The Continuing Leverage of Paroling Authorities: Findings from a National Survey* (2016).